



State of Kuwait
Ministry of Education

Modified



FUN WITH English



Pupil's Book

Grade

1B



LONGMAN

Julia Allen - Margaret Iggulden



State of Kuwait
Ministry of Education



Modified FUN WITH English

Pupil's Book



Grade

1B

LONGMAN

Julia Allen - Margaret Iggulden

© Ministry of Education - State of Kuwait. 2005

All rights reserved; no part of this publication may be reproduced, stored in a retrieval system, or transmitted in any form or by any means, electronic, mechanical, photocopying, recording, or otherwise, without the prior written permission of the Publishers.

Egyptian International Publishing Company - Longman,

10a Hussein Wassef Street,

Messaha Square,

Dokki,

Cairo,

Arab Republic of Egypt

The Longman imprint is the property of Pearson Education being used under license from Pearson Education.

Acknowledgements:

Additional material provided by Matthew Hancock

Fourth edition 2015 / 2016

Fifth edition 2016 / 2017

Reprinted 2018 / 2019 / 2020

Printed in Kuwait by:

International Group Press Co.

The publisher wishes to thank the Evaluation Committee of Kuwait Ministry of Education:

Professor Najat Al Mutawa, Kuwait University;
Professor M. Rifqy Eassa, Educational Holding Group;
Dr. Yusur Al-Madani, Kuwait University;
Dr. Badria A. Al-Haji, College of Basic Education (PAAET);
Mrs. Sakina A. Hussain, Senior Supervisor, MOE;
Mr. M. Naguib Ali, Supervisor, MOE;
Mr. Sayed Ghareeb Abdel Rahman, Supervisor, MOE;
Mr. Alhu Hamu Sharaha, Senior Teacher, MOE;
Mrs. Khawla Al Refae, Senior Teacher, MOE;
Ms. Aisha Al-Awadhi, Assistant Principal, MOE;

The publisher wishes to thank the Evaluation Committee of Kuwait Ministry of Education: (2014 / 2015)

Mrs. Nouria Al Sedra, ELT Senior Supervisor, MOE;
Mr. Mohamed Nagib Ali, ELT Supervisor, MOE;
Mr. Sayed Ghareeb AbdelRahman, ELT Supervisor, MOE;
Mr. Mahmoud Hammouda, ELT Supervisor, MOE;
Mrs. Khawla Al Refae, ELT Supervisor, MOE;
Mr. Mohamed Sallam, ELT Supervisor, MOE;
Mrs. Sherifah Al Sayegh, ELT Head of Department, MOE;
Mrs. Rehab Mohamed Nadim, ELT Head of Department, MOE;
Mrs. Rehab Ahmed Emam, ELT Head of Department, MOE;
Mrs. Hessa Al-Banwan, ELT Head of Department, MOE;
Mrs. Noura Al-Mokmash Al-Azmi, ELT Head of Department, MOE;
Mrs. Azza Mohammad Awad, ELT Head of Department, MOE;
Mrs. Nevine Abdul Majeed Omar, ELT Head of Department, MOE;

Special mention for their valued contribution (2016 / 2017)

Mrs. Amira Abdelaziz Haidar AL Qattan, ELT Supervisor, MOE ;
Mrs. Fatma Ameen Mohammed, ELT Supervisor, MOE;
Mrs. Sherifah AL Sayegh, ELT Supervisor, MOE;
Mrs. Mariam Emadalddeen Abdulrahman, ELT Head of Department, MOE;
Mrs. Rania Nouman AL Omani, Head of Department, MOE;
Mrs. Muneera Sabir Mohammed Al Yaqobi, Teacher, MOE;
Mrs. Lulwa Waleed AL Ameeri, Teacher, MOE;
Mrs. Reham Abdullah Bastaki, Teacher, MOE;
Mrs. Farah Jassim Al Khawajah, Teacher, MOE;

Special mention for their valued contribution (2016 / 2017)


Mrs. Hadeel Hassan Al Kandari, Senior ELT Supervisor, MOE;
Mrs. Germeen Gendia, ELT Supervisor, MOE;
Mrs. Rehab Nadeem, ELT Supervisor, MOE;
Mrs. Sakeena Hussain Kankouni, HOD, MOE;
Mrs. Reem Ahmad Al Wazan, HOD, MOE;
Mrs. Mariam Ali Mendakar, HOD, MOE;



PDF Book



Share on evaluation





H.H. Sheikh Sabah Al-Ahmad Al-Jaber Al-Sabah
The Amir of the State of Kuwait



H.H. Sheikh Nawaf Al-Ahmad Al-Jaber Al-Sabah
The Crown Prince of the State of Kuwait

Content

Unit 6	Going to School	page 17
--------	-----------------	---------

Unit 7	Let's do it	page 25
--------	-------------	---------

Unit 8	On the farm	page 33
--------	-------------	---------

Unit 9	Learn about Kuwait	page 41
--------	--------------------	---------

Unit 10	Let's play!	page 51
---------	-------------	---------

Minimum words to be taught		page 60
----------------------------	--	---------

Pictionary		page 61
------------	--	---------

Songs		page 69
-------	--	---------

E learning		page 71
------------	--	---------

Synopsis

Unit title	Specific Comprehences to be developed		Speech acts	Language structure	
6. Going to School	L	1.1 1.4	<ul style="list-style-type: none"> Talking about actions. Identifying colours. Making suggestions. Asking questions. Using polite request. Expressing gratitude. Counting. 	Phonics	p /p/ c /k/
	S	2.2 2.3 2.4		Vocabulary	<ul style="list-style-type: none"> Places. Classroom objects. Colours and numbers.
	R	3.4			
	W	4.3		Grammar	<ul style="list-style-type: none"> Present continuous. Modal verb can for polite request.









Unit title	Specific Comprehences to be developed		Speech acts	Language structure	
7. Let's do it	L	1.4	<ul style="list-style-type: none"> Giving instructions. Making suggestions. Talking about actions. Asking and answering questions. 	Phonics	w /w/ j /dʒ/ k /k/
	S	2.2 2.3 2.4		Vocabulary	<ul style="list-style-type: none"> Action verbs. Sports.
	R	3.1 3.4			
	W	4.1 4.2		Grammar	<ul style="list-style-type: none"> Imperatives. Present continuous.












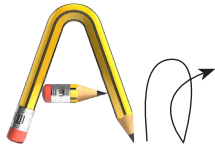


Unit title	Specific Comprehences to be developed		Speech acts	Language structure	
8. On the farm	L	1.3 1.4	<ul style="list-style-type: none"> Asking for and giving information Describing actions. Describing animals. Counting Giving instructions. 	Phonics	g /g/ y /j/
	S	2.2 2.4		Vocabulary	<ul style="list-style-type: none"> Animals Numbers.
	R	3.1 3.4			
	W	4.1 4.4		Grammar	<ul style="list-style-type: none"> Modal verb can for ability.

Unit title	Specific Comprehences to be developed		Speech acts	Language structure	
9. Learn about Kuwait	L	1.1 1.2.1 1.2.2 1.4	<ul style="list-style-type: none"> Asking for and giving information. Describing colours. Asking and answering about ability. Asking and answering about location. Describing location. 	Phonics	i /I/ u /ʌ/ X /ks/
	S	2.1		Vocabulary	• Kuwait.
	R	3.1			
	W	4.1 4.4		Grammar	• Prepositions. • Modal verb for ability.

Unit title	Specific Comprehences to be developed		Speech acts	Language structure	
10. Let's play!	L	1.1 1.2.1 1.4	<ul style="list-style-type: none"> Asking and answering questions. Making suggestions. Describing actions. 	Phonics	q /kw/ v /v / z /z/
	S	2.1 2.2		Vocabulary	• Places. • Zoo • Numbers.
	R	3.1			
	W	4.3		Grammar	• Present continuous. • Simple sentences.

Icon Guide

No.	Icon	Description	No.	Icon	Description
1		Look	9		Join and colour
2		Listen	10		Critical thinking
3		Say	11		Self assessment
4		Answer	12		Moral value
5		Ask and answer	13		Project
6		Look and say	14		Odd one out
7		Trace	15		Match
8		Trace and copy	16		Count

No.	Icon	Description	No.	Icon	Description
17		Colour	24		Cut and paste
18		Draw	25		Point
19		Write	26		Action
20		Play	27		Tick
21		Circle	28		Read
22		Number	29		Connector
23		Talk	30		Extension

Let's meet our characters



Haya



Ali



Funni



Salem





Dana

Unit

6

Going to school



We will learn:

- ✿ Talking about actions.
- ✿ Identifying colours.
- ✿ Making suggestions.
- ✿ Asking questions.
- ✿ Using polite request.
- ✿ Expressing gratitude.
- ✿ Counting.

Unit
6

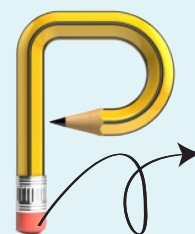
Going to school




1. Look and say



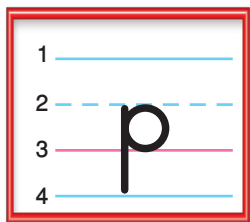
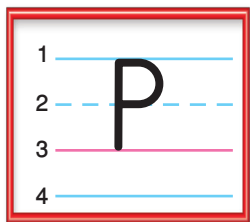
2. Ask and answer






3. Look and say

purple




4. Look, say and use

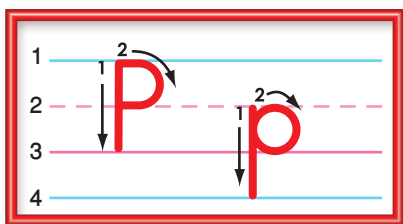
P for **p**iano



Can you say more words?



5. Trace and copy



Letter **P** **p** Practice:




parrot


Tracing practice lines for uppercase P and lowercase p. Each row has a tracing guide with stroke numbers and arrows, followed by several dashed letters for tracing, and then blank space for copying.

I feel





6. Look listen then ask and answer



Can i
have a
/ an ...?

Thank
you

Here
you are.



Is it a
table?

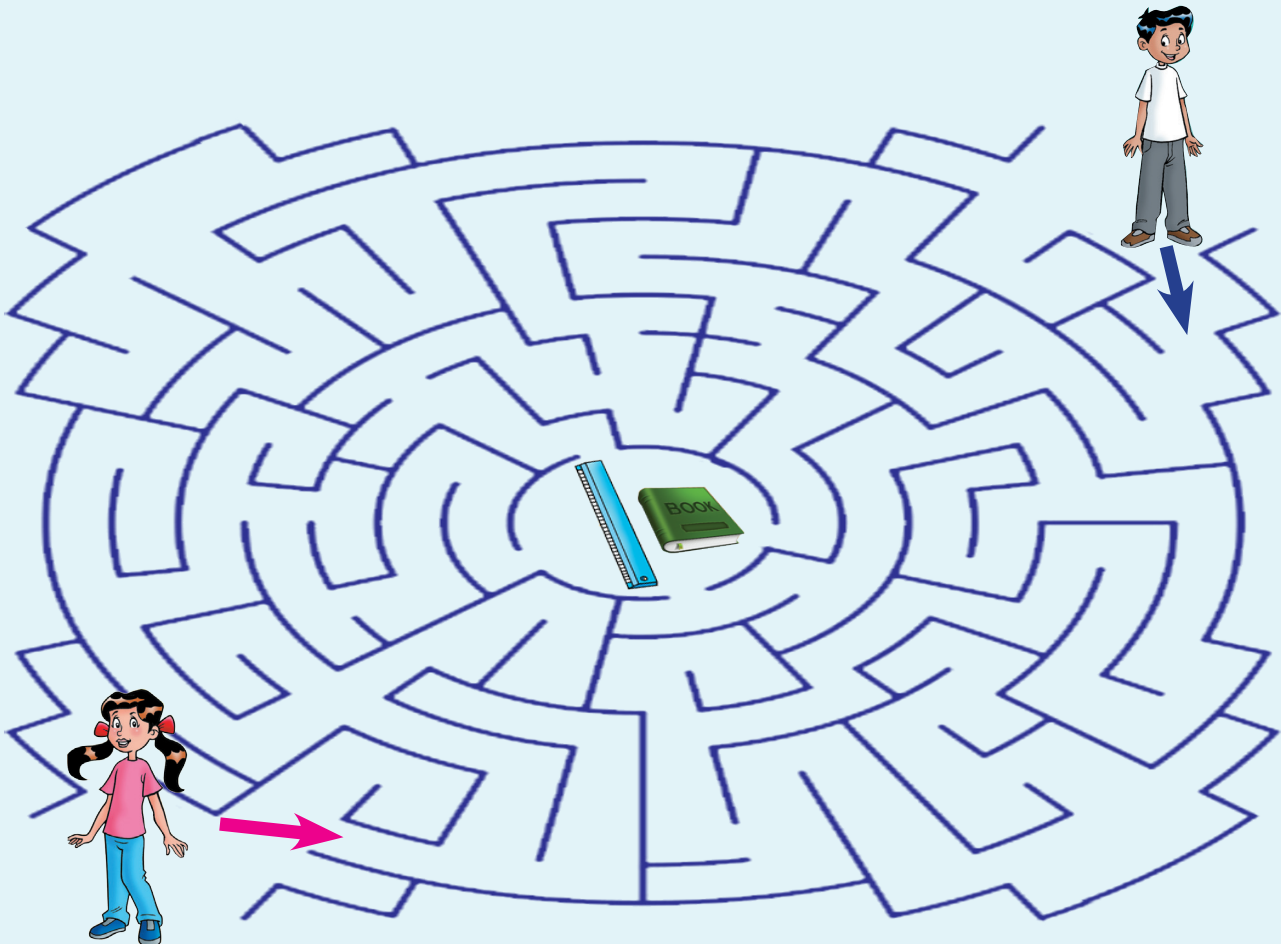
yes, it is.



No, it is
not.




7. Help Ali and Haya get to the book and ruler






8. Look at the pictures then write (p or b)



p b

____ ook



p b

____ encil



p b

____ ag



9. Spot the differences




✓ *value*

Don't draw
on the table.



10. Draw things used at school





11. Count, then ask and answer

11



eleven


How many
..... are
there?

12



twelve

13



thirteen

14



fourteen

15



fifteen


There
are



12. Trace

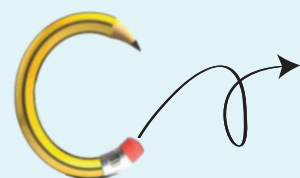



13. Look at the jar, count and write



$$\text{blue ball} + \text{orange ball} = \boxed{}$$


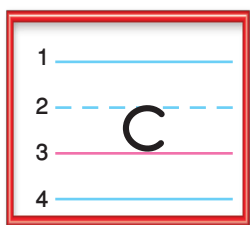
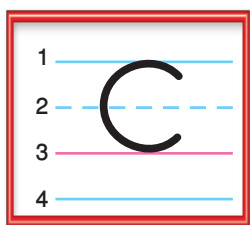
$$\text{purple ball} + \text{yellow ball} = \boxed{}$$






14. Look and say

carrot



15. Look, say and use

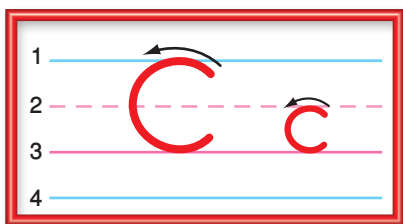
C for corn



Can you say more words?



16. Trace and copy



Letter C c Practice:



class

Tracing practice lines for uppercase C and lowercase c. Each row has a starting letter with a stroke arrow and several empty letters for copying. The rows are labeled 1, 2, 3, 4 on the left.



Project 1

I feel



Unit

7

Let's do it



We will learn:

- ✿ Giving instructions.
- ✿ Making suggestions.
- ✿ Talking about actions.
- ✿ Asking and answering questions.

Unit 7


Let's do it



1. Look and listen



Let's play football.



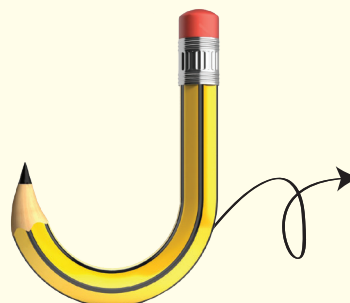
Tell your friend what to do




2. Look at the pictures and tell them what to do




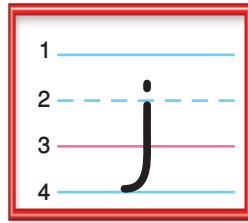
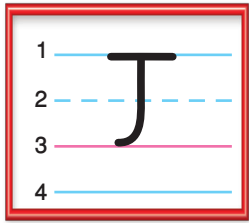
☒ *value*
Don't play
in the street.





3. Look and say

jump



4. Look, say and use

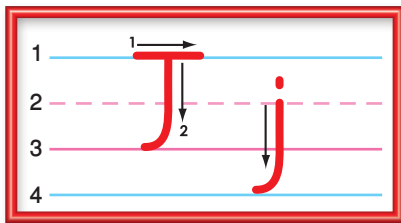
J for jelly



Can you say more words?



5. Trace and copy




Letter J j Practice:

jungle


Tracing practice lines for uppercase J and lowercase j on a four-line grid. The first row shows uppercase J with a downward arrow. The second row shows lowercase j with a downward arrow. The third row shows uppercase J with a downward arrow. The fourth row shows lowercase j with a downward arrow. The fifth row shows uppercase J with a downward arrow. The sixth row shows lowercase j with a downward arrow. The seventh row shows uppercase J with a downward arrow. The eighth row shows lowercase j with a downward arrow.

I feel


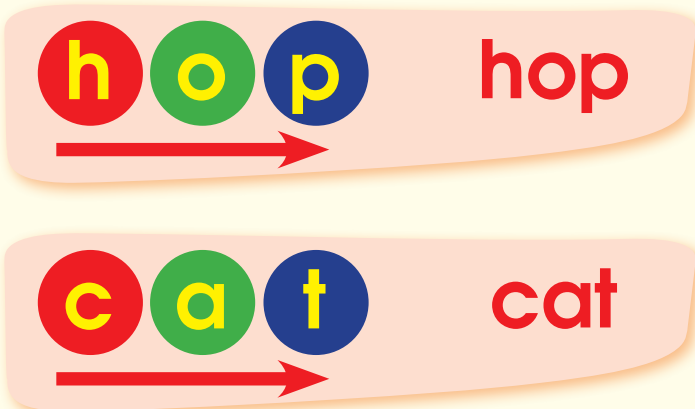





6. Look and say



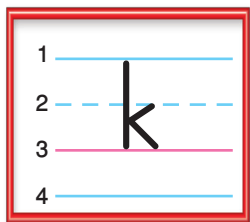
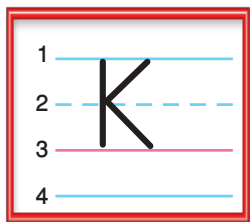
7. Point, read and say





8. Look and say

kick




9. Look, say and use

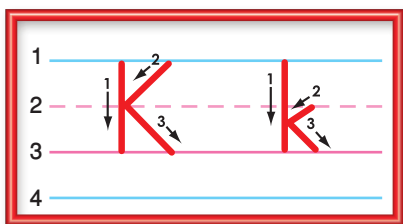
K for king



Can you say more words?



10. Trace and copy



Letter K k Practice:

kite


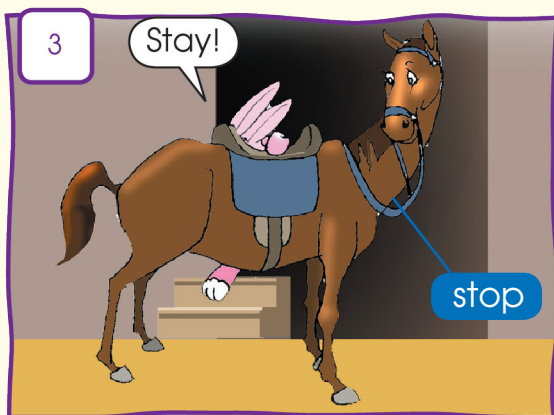

Tracing practice lines for uppercase K and lowercase k. Each row starts with a tracing guide showing stroke order (1: vertical down, 2: diagonal up-right, 3: diagonal down-right) and is followed by four dashed letters for tracing. There are four rows in total: two for uppercase K and two for lowercase k.

I feel





11. Look and listen



Tell your friend what not to do



12. Look at the pictures and write (k or c)



K C

etchup



K C

ar




K C


ing



K C


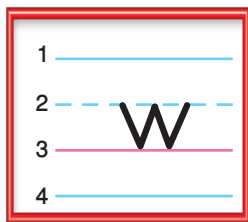
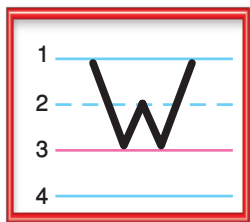
orn






13. Look and say

walk



14. Look, say and use

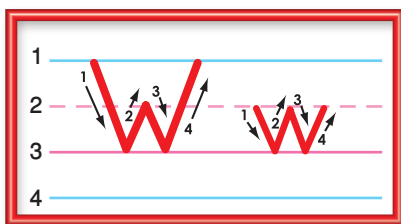
W for water



15. Trace and copy



Can you say more words?



Letter W w Practice:

watch

Tracing practice lines for uppercase W and lowercase w. Each row shows a tracing guide with numbered arrows and four dashed lines for practice.



Project 2

I feel



Unit 8 On the farm



We will learn:

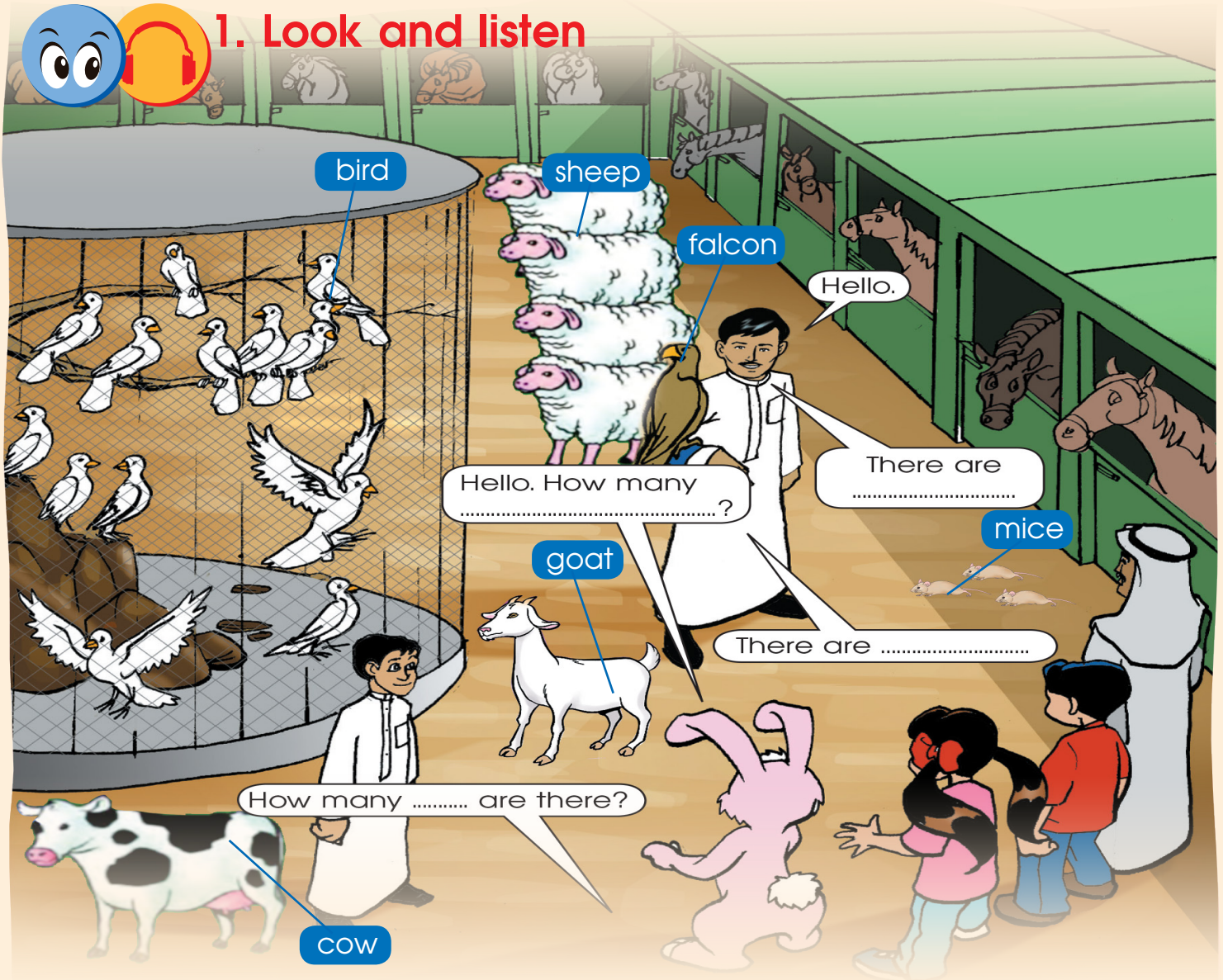
- Asking for and giving information.
- Describing actions.
- Describing animals.
- Counting.
- Giving instructions.

Unit 8

On the farm



1. Look and listen



2. Ask and answer





How many sheep
are there?




There are 3
sheep.




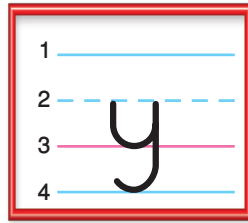
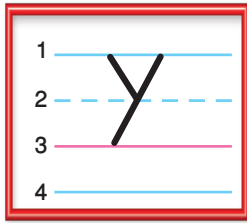

Name other
animals





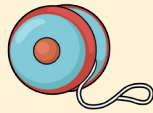
3. Look and say

yellow



4. Look, say and use

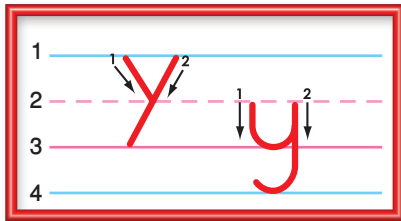
Y for yoyo



5. Trace and copy



Can you say more words?



Letter Y y Practice:



yogurt

Tracing practice lines for uppercase Y and lowercase y. Each row shows a tracing guide with stroke order arrows, followed by four dashed letters for tracing. The first row is for uppercase Y, the second for lowercase y, and the third for lowercase y. The fourth row is empty for copying practice.

I feel





6. Look at the pictures, listen and say

1

I can see ...

2

duck

I can see a duck.

3

cat

I can see a cat.

4

dog

I can see a dog.

5

hen

I can see a hen.



7. Ask and answer

Is it a cat?

Yes, it is.

Is it a dog?

No, it is not.



8. Count and write

Y	P	P	Y	P	Y
P	Y	P	P	Y	P
Y	P	Y	P	P	Y
Y	P	Y	P	P	Y
P	Y	P	Y	P	Y

P

Y





9. Read, trace and match

1	
2	
3	cow
4	

1	
2	bird
3	
4	

1	
2	
3	goat
4	



Project 2

I feel





10. Look and say



Sixteen



Seventeen



Eighteen



Nineteen



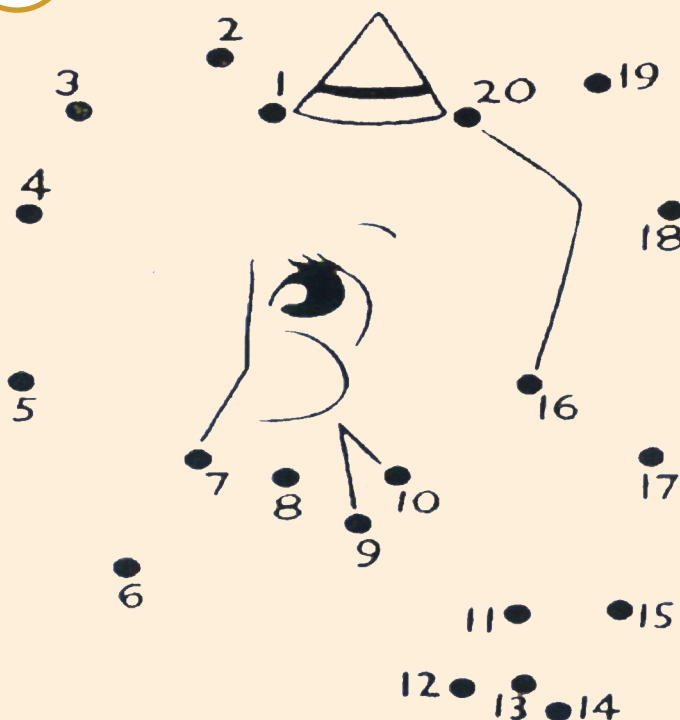
Twenty



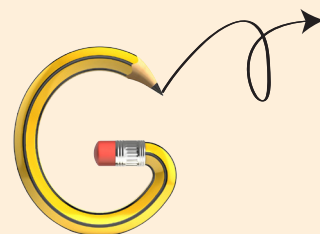
Write the missing numbers.




11. Connect and colour






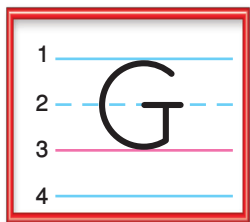
Let's count our classroom objects





12. Look and say

goat



13. Look, say and use

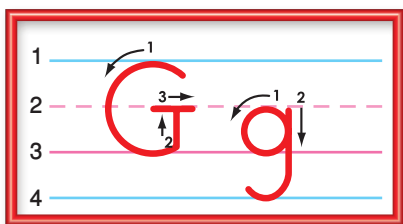
G for girl



14. Trace and copy



Can you say more words?



Letter G g Practice:

grapes

Tracing practice lines for uppercase G and lowercase g. Each row shows a tracing guide with stroke order arrows, followed by four dashed outlines for copying. The rows are labeled 1, 2, 3, 4 on the left side of the grid.


I feel



Unit

9

Learn about Kuwait



We will learn:


- Asking for and giving information.
- Describing colours.
- Asking and answering about ability.
- Asking and answering about location.
- Describing location.

Unit
9

Learn about Kuwait



1. Look and listen



What does Kuwait flag look like?



2. Read and mark ✓ or ✗

1. It's a flag.

☐


2. It's a cat.

☐


3. They are bags

☐

4. They are hens

☐

3. Count and write how many flags



How many flags?


.....



Keep Kuwait clean!



4. Colour by number



1 = orange

2 = purple

3 = yellow

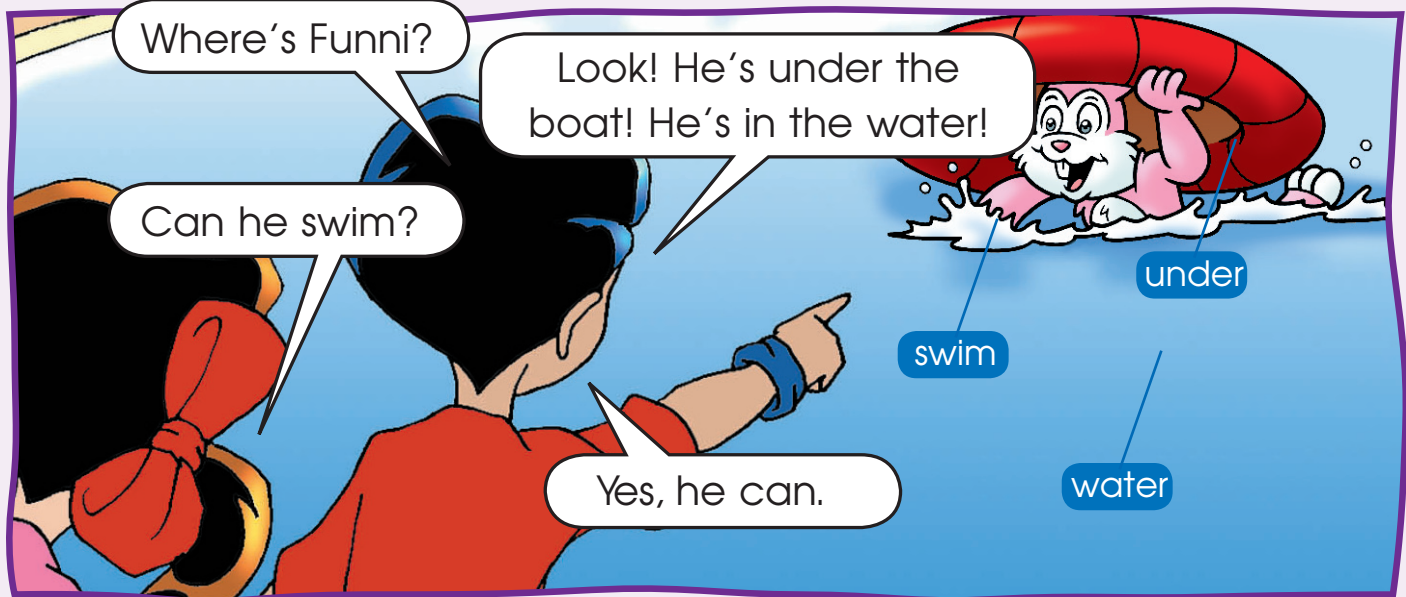
4 = green

5 = red

6 = blue



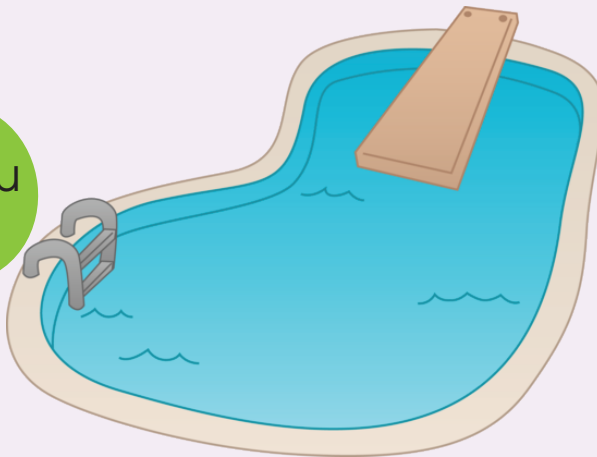
5. Look and listen



6. Ask and answer



Can you swim?




Yes, I can.



No, I can't.




7. Listen and circle the right picture

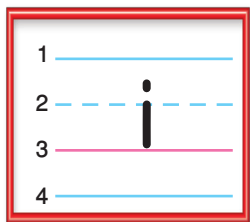
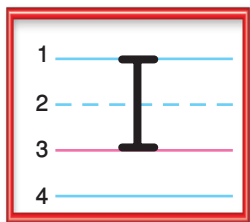


Where is your pencil?





8. Look and say



in



9. Look, say and use

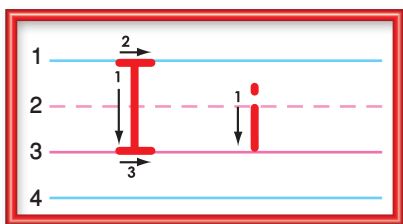
I for ill



10. Trace and copy



Can you say more words?



Letter I i Practice:



ink

Tracing practice lines for uppercase 'I' and lowercase 'i' on a four-line grid. The first row shows the letters with stroke guides. The second row shows the letters without stroke guides for tracing. The third row shows the letters without stroke guides for copying. The fourth row shows the letters without stroke guides for copying.

I feel






11. Look at the pictures and write the missing letters



__ n



__ n



__ n der



12. Colour the small letter

I

O

i

T

P

D

p

F

G

Y

M

g

A

S

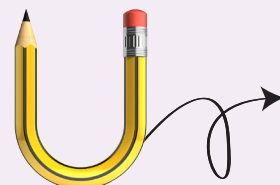


a


K



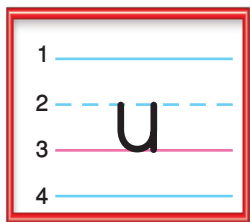
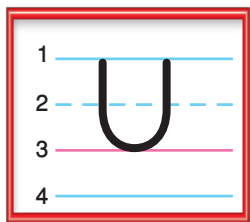
1
2
3

13. Listen and number







14. Look and say



under



15. Look, say and use


U for uncle



16. Trace and copy



Can you say more words?



Letter U u Practice:




umbrella


Tracing practice lines for uppercase U and lowercase u. Each row shows a large letter with stroke order arrows, followed by several smaller versions of the same letter for tracing. The rows are labeled 1, 2, 3, 4 on the left side.

I feel





17. Look and say



18. Ask and answer



Where is the ball?



It is in the box.



19. Write the missing letters

6

si



fo




Project 3

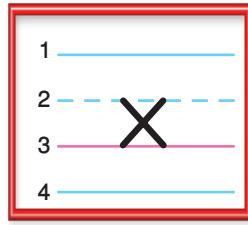
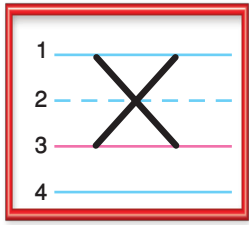


What is on the desk?






20. Look and say



x ray



21. Look, say and use


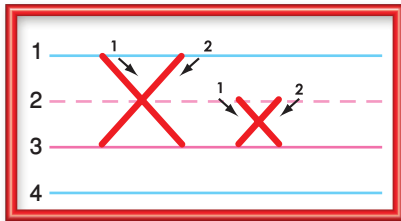
X for x ray



Can you say more words?



22. Trace and copy



Letter X x Practice:

xylophone

Tracing practice lines for uppercase X and lowercase x. Each row shows a large X or x with stroke order arrows, followed by several smaller X or x for tracing, and then blank space for copying.

I feel



Unit 10 Let's Play



We will learn:


- Asking and answering questions.
- Making suggestions.
- Describing actions.

Unit 10

Let's play!



1. Look and listen



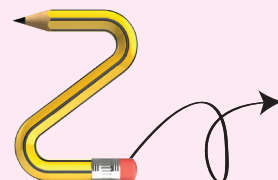

2. Point, read and say

v a n


van

b o x

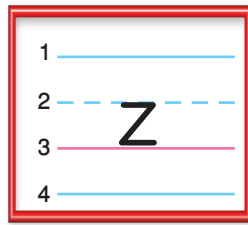
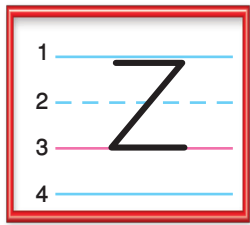
box





Where is your bag?



3. Look and say



zoo



4. Look, say and use

Z for **z**ebra



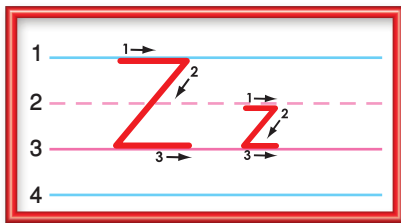
☒ **value**
Don't harm animals!



5. Trace and copy



Can you say more words?



Letter **Z z** Practice:



zookeeper

Tracing practice lines for uppercase Z and lowercase z. Each row shows a tracing guide with stroke order arrows, followed by several rows of dashed letters for tracing and solid letters for copying.

I feel




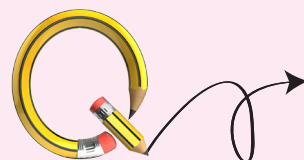



6. Ask and answer



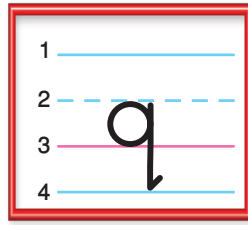
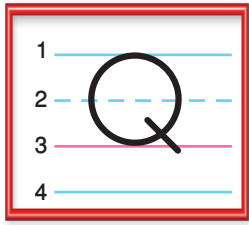
7. Help Ali to get to the word, then write it in the box.








3. Look and say




queen



4. Look, say and use

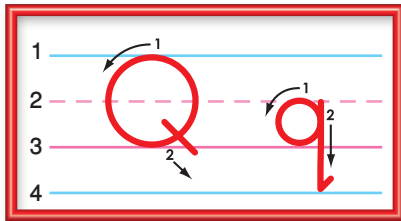
Q for quiet



5. Trace and copy



Can you say more words?



quilt

Letter **Q q** Practice:

Tracing practice lines for uppercase Q and lowercase q on a four-line grid. The first row shows uppercase Q with stroke order arrows, followed by four rows of Q for tracing and copying. The second row shows lowercase q with stroke order arrows, followed by four rows of q for tracing and copying.

I feel



6. Reorder the story



7. Circle the pictures with (q) sound.



8. Say it, connect it and write it.



z
a

t
o


o
k



v
w

i
a


p
n




y
g

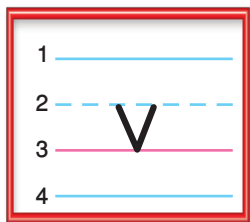
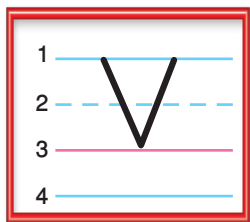
b
x

o
s





9. Look and say




van



10. Look, say and use

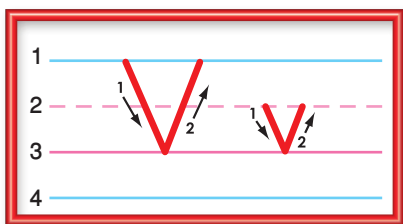
V for vase



11. Trace and copy



Can you say more words?



vegetables

Letter V v Practice:

Tracing practice lines for uppercase V and lowercase v. Each row shows a tracing guide with stroke numbers and arrows, followed by several dashed outlines for copying. The rows are labeled 1, 2, 3, 4 on the left side.



Project 4

I feel





12. Read and draw


flag



box



camera



13. Circle the pictures with /v/ sound

V



14. Count, how many?



+



=




+


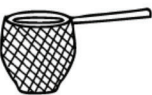















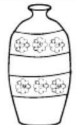


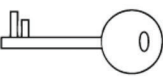







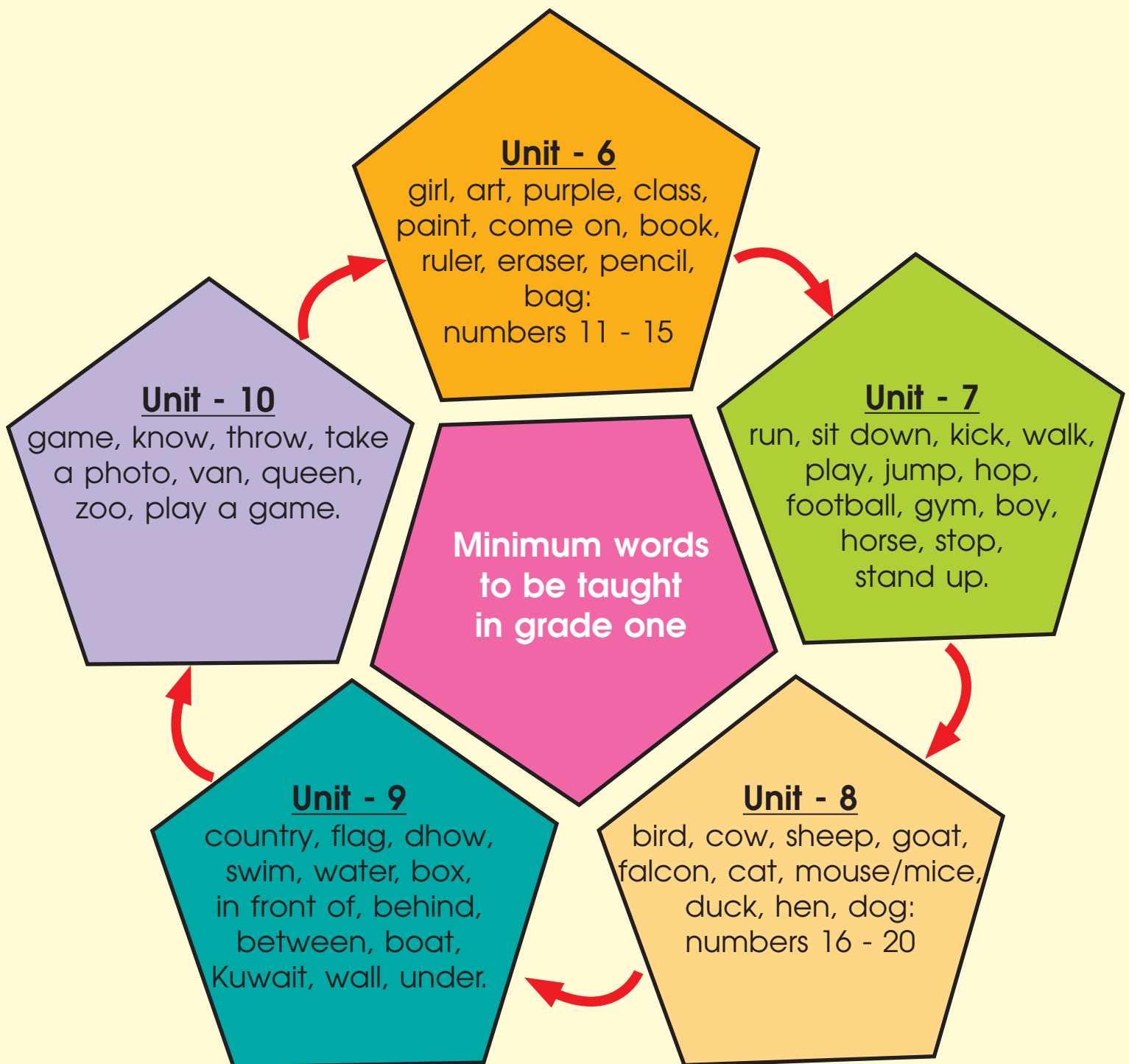
=



15. Complete the patterns by drawing and colouring the pictures:



A 	A	a	N 	N	n
B 	B	b	O 	O	o
C 	C	c	P 	P	p
D 	D	d	Q 	Q	q
E 	E	e	R 	R	r
F 	F	f	S 	S	s
G 	G	g	T 	T	t
H 	H	h	U 	U	u
I 	I	i	V 	V	v
J 	J	j	W 	W	w
K 	K	k	X 	X	x
L 	L	l	Y 	Y	y
M 	M	m	Z 	Z	z




Pictionary

Unit 6



art



purple



girl



class



paint




book



bag



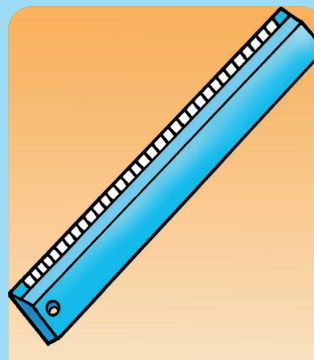
friend



eraser



come on



ruler



pencil

Pictionary

Unit 6

11

eleven

12

twelve

13

thirteen

14

fourteen

15

fifteen

Pictionary

Unit 7



boy



walk



kick



run



sit down



jump



stand up



hop



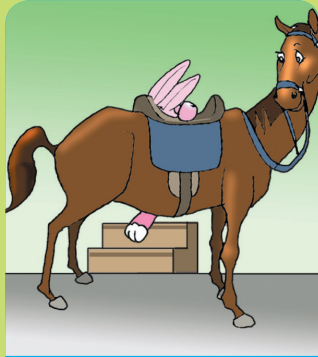
gym




football

Pictionary


Unit 7



stay



stop



horse

Pictionary

Unit 8



cat



falcon



goat




bird



mouse



dog




hen




sheep



friend



cow



duck

Pictionary

Unit 8

16

sixteen

17

seventeen

18

eighteen

19

nineteen

20


twenty

Pictionary


Unit 9



country




flag



dhow




boat




box



water



swim




under




between



behind



in front of




wall

Pictionary

Unit 10




queen



van




throw



game




take a photo



photo



play



zoo

Song 7: Can you...?

Can you eat?
Can you drink?
Can you kick a ball?



Can you count?
Can you jump?
Can you stand up tall?



Tes, I can eat,
I can drink,
And I can kick a ball.

Yes, I can count,
And I can jump,
And I can stand up tall.



Song 8: A black horse

A black horse is jumping
Jumping here, jumping there
A black horse is jumping
Everywhere



A white rabbit is hopping
Hopping here, hopping there
A white rabbit is hopping
Everywhere



A big goat is walking
Walking here, walking there
A big goat is walking
Everywhere



A brown camel is running
Running here, running there
A brown camel is running
Everywhere



